




## NASA / OHIO SPACE GRANT CONSORTIUM

### 2006-2007 ANNUAL STUDENT RESEARCH SYMPOSIUM PROCEEDINGS XV



*A Vision of Yesterday, Today, and Tomorrow*



---

April 20, 2007  
Held at the Ohio Aerospace Institute  
Cleveland, Ohio

## Freeze-Thaw Durability and Nondestructive Testing (NDT) of Pervious Concrete (PC)

Student Researcher: Frederick K. Hussein

Advisor: Norbert Delatte, P.E., Ph.D.

Cleveland State University  
Department of Civil and Environmental Engineering

### Abstract

One of the main benefits of pervious concrete is the reduction in storm water runoff produced in comparison to other non pervious pavements. The recently passed Federal Clean Water Act has placed restrictions on the amount of storm water volumes and the water pollution associated with storm water runoff. Pervious Concrete greatly reduces runoff by allowing water to infiltrate through it. There have been many installations of pervious concrete in areas where freeze-thaw cycles are minimal or nonexistent. In order to broaden the use of pervious concrete in areas where freeze-thaw cycles are an issue, satisfactory freeze-thaw strength must be documented. Also, ways to evaluate the performance of pervious concrete must be developed.

### Project Objectives

The two objectives of this research project are to investigate the freeze-thaw durability of pervious concrete and also the use of nondestructive evaluation methods for the investigation of pervious concrete. The freeze-thaw durability of a particular mixture of pervious concrete will be determined in terms of how many freeze-thaw cycles a sample made of the mixture can undergo without losing a significant amount of mass or strength. The strength of the samples will be measured using nondestructive testing so that further freeze-thaw cycles can be achieved.

### Methodology Used

Three different mixtures were used to prepare the samples. Mixture one contained no fine aggregate, mixture two contained 13.2% fine aggregate, and mixture three contained 2% lightweight fine aggregate replacement. Three different types of compaction were used, one for each mixture. Two levels of compaction were implemented for each type of compaction. A Marshall hammer was used at five locations on center for mixture one, two hits per location for batch one and six hits per location for batch two. A vibratory table was used for mixture two, five seconds for batch one and ten seconds for batch two. A Hilti hammer with a square head was used for mixture three, one second for batch one and four seconds for batch two.

The freeze-thaw durability was evaluated using an automated machine that rapidly froze and thawed the samples. The testing was done in accordance with ASTM standard C 666 – 97, procedure A. The procedure called for the samples to be fully saturated while frozen and thawing.

The strength of the samples was found in terms of the dynamic Young's modulus of elasticity. The dynamic Young's modulus was calculated using the longitudinal resonant frequency, which was found in accordance with ASTM standard C 215 – 02. The equation given for the dynamic Young's modulus, in Pascals, is (ASTM, 2003):

$$\text{Dynamic } E = DM(n')^2$$

Where:

$$D = 4 (L/bt)$$

L = length of specimen in meters

t, b = prism cross section dimensions, in meters with t being in direction of driver

M = mass of specimen in kilograms

n' = fundamental longitudinal frequency in Hertz



The void ratio of each sample was also found. It has been found that as the void ratio of a pervious concrete specimen increases, the permeability increases and the strength decreases (Schaefer et al, 2006). The equation used to determine the void ratio as a percentage is (Park and Tia, 2004):

$$\text{Void Ratio} = [1 - (W_2 - W_1) / (\rho_w * \text{Vol})] * 100$$

Where:

- $W_1$  = weight under water force
- $W_2$  = dry weight
- $\rho_w$  = density of water
- Vol = volume of sample

The nondestructive testing methods used to determine the resonant frequency were ultrasonic-pulse velocity (UPV), impact echo (IE), and sonometer. The UPV and IE equipment used were an Acoustic Concrete Tester and a Pile Integrity Tester, respectively. Both pieces of equipment were products of Pile Dynamics, Incorporated. The sonometer used was a Geotest sonometer.

### Results Found

At the time of reporting the samples had undergone thirty-one freeze-thaw cycles. The samples had sustained some minimal visual damage and loss of mass, but were still intact. As the number of cycles increased, the dynamic Young's modulus was found to decrease, and the void ratio was found to increase. The three nondestructive testing methods used yielded approximately the same resonant frequency at zero cycles, but began to vary as the cycles increased.

### Significance and Interpretation of Results

The three nondestructive testing techniques yielded different resonant frequencies at the time of reporting, which was translated into the dynamic Young's modulus of each sample. Further testing such as cylinder compression testing is required to determine which method yielded the most accurate dynamic Young's modulus. More freeze-thaw cycles will also be performed in the future to determine the maximum number of cycles each sample can undergo while remaining intact.

### Figures

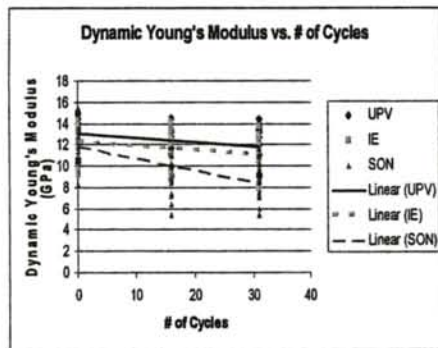


Figure 1

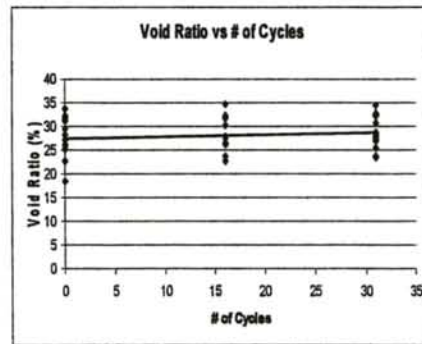


Figure 2

### References

1. ASTM C 215 – 02. 2003. Standard Test Method for Fundamental Transverse, Longitudinal, and Torsional Resonant Frequencies of Concrete Specimens. Annual Book of ASTM Standards 4.02. ASTM International.
2. ASTM C 666 - 97. 2003. Standard Test Method for Resistance of Concrete to Rapid Freezing and Thawing. Annual Book of ASTM Standards 4.02. ASTM International.
3. Park, S., and M. Tia. 2004. An Experimental Study on the Water-Purification Properties of Porous Concrete. Cement and Concrete Research 34: 177–184.
4. Schaefer, Vermon R, Keijn Wang, Muhannad T. Suleiman, and John T. Kevern. 2006. Mix Design Development for Pervious Concrete in Cold Weather Climates, Final Report 2006. National Concrete Pavement Technology Center.